


## Scrambler Engine High Flow Intake






Remove front cab and side panels.  
**NOTE!** Remember unplug wires.





Protect fuel fill hose.

**TIP!** Spray can cap fits perfectly.




Remove hood.






**Remove air filter and put a piece of fabric to protect the hole so that plastic does not get inside when cutting.**



**Print the template and cut.**

**LOAD PDF FILE !** Polaris Scrambler Engine High Flow Intake



**Mark the points to be cut and cut holes.**

**NOTE!** Pay attention to the place of the indicated hole.





**Install High Flow Intake.**



Reinstall everything.